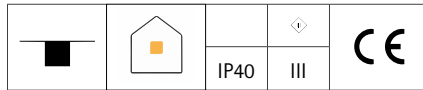
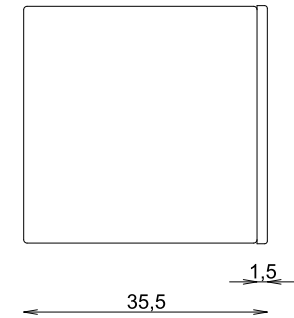
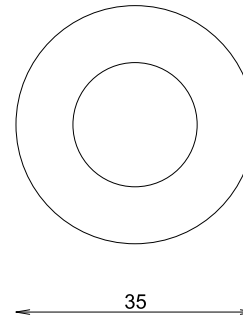


PEPI AB



Installation: surface mounted



LIGHT COLOR

CID	COLOR/KELVIN/NM	CRI
9	2700K	≥80
2	3000K	≥80
7	4000K	≥80
1	5000K	≥80
3	Red 625nm	-
4	Green 530nm	-
6	Amber 590nm	-
5	Royalblue 455nm	-

MODULE

MID	POWER	CURRENT	LM OUTPUT
6	1,6W	500mA	215lm
13	1W	350mA	156lm

LIGHT DISTRIBUTION

LID	DESCRIPTION
0	Narrow 12°
1	Medium 30°
3	Decorative

SURFACE COLOR

SID	COLOR	CAPTION
NE		anodized
33		matte chrome
05		anodized black
01		chrome
02		gold 24kt
03		white satin coated

other finishes on request

PRODUCT CODE / NOMENCLATURE

LID	CID	SID	MID
1330	XX	XX	XX